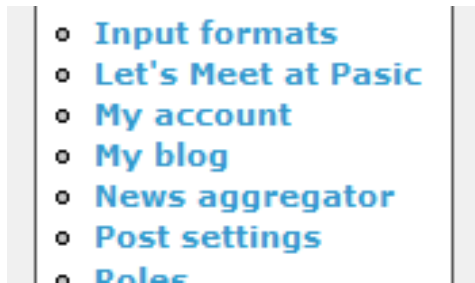


How to adjust your time settings

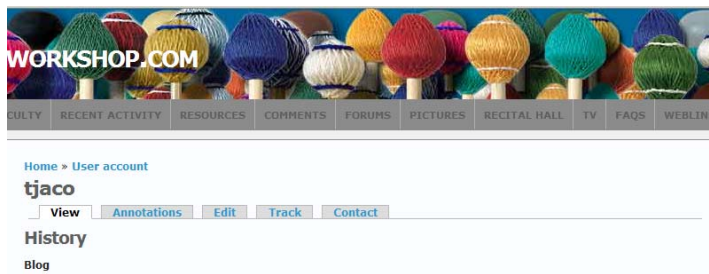
If you notice when you post something or when you write something in the shout box that the time it displays is incorrect, you have to adjust your personal timezone setting on your account page.

Here is how to do this:

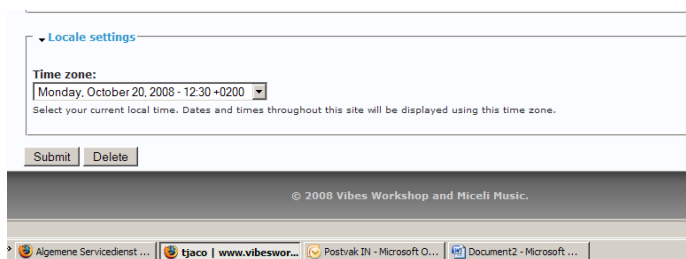
Step 1: Go to your account. This is the link on the left that says: My Account



Step 2: At the top of this screen you can see a button that says "edit". Press this button and you will go to a page to edit your account settings. Now make sure you are in the "account settings" tab and not in the "personal information" or "newsletter" tab.



Step 3: Scroll all the way to the bottom of the page to the "locale settings". This is where you can select your timezone. You can now choose the right timezone by selecting the one that shows your current time.



Don't forget to press the submit button and that's all there is to it.